



PLOT NO. 1131 HARI ENCLAVE KIRARI SLEMAN NAGAR NEW DELHI-110086

2<sup>ND</sup> PLANT H-936 RIICO CHOPANKI INDUSTRIAL AREA ALWAR RAJSTHAN-301707



## RESOTECH- EGG INCUBATOR

*Professional Manufacturer of Test Equipment*



**MAKE :- RESOTECH**

**MODEL NO. :- RESOTECH ALLENTY**

# RESONANCE AUTOMATION AND MACHINES

## MANUFACTURERS & SUPPLERS

SPECIAL PURPOSE MACHINE, MATERIAL TESTING MACHINE, LEAKAGE TESTING MACHINE, PACKAGING TESTING MACHINE, ENVIRONMENTAL TEST CHAMBER, ASSY. LINE EQUIPMENT, SOLUTION FOR ELECTRONIC AUTOMATION AND PRODUCT DEVELOPMENT, COMPUTERIZED CONTROL MACHINE , PLC HMI SCADA VISUAL BASIC SOFTWARE DEVELOPMENT SOLUTION AND OTHER SERVICES.

## Resotech Setters and Hatchers

The key to achieving predictable and constantly superior chick quality is to ensure that the needs of the embryo are consistently and uniformly met during incubation. The embryo temperature, which is determined by the environmental conditions around the egg, is especially important. Resotech MICRO CLAIMER Setters and Hatchers are designed to deliver a uniform incubation environment that specifically meets the needs of the embryo.



Resotech MICRO CLAIMER 150 Series  
The MICRO CLAIMER 150 series is based on the egg flat capacity of traditional incubation systems. The setter trays hold 150 eggs, and hatcher baskets are available that hold either 75 or 150 eggs. The trays and baskets of the 150-egg series are compatible with all traditional incubation systems machines that utilize 150-egg trays.



Our Setters and Hatchers utilize Micro Claimer and laminar airflow technology. This unique airflow system creates ideal environmental conditions in which every embryo in the incubator is kept at the optimal temperature for outstanding development. MICRO CLAIMER Setters and Hatchers are available in two series with different capacities:



## Resotech 88 Series

The MICRO CLAIMER 88 series delivers outstanding space-saving efficiency. Thanks to the patented honeycomb design of the Resotech 88 Setter Tray, this range can process the highest number of eggs per m2 in the industry. The HT 88 Setter Tray is smaller than traditional trays. This makes them easier to handle in manual and/or semi-automated hatcheries. In fully-automated hatcheries, the 88 tray delivers the highest processing speeds possible – up to 15% over traditional trays. Both of the MICRO CLAIMER series have other features that work together with the MICRO CLAIMER technology to ensure superior chick quality and deliver cost-efficient business operations. These include components that guarantee the cooling, heating and ventilation that the eggs need, high levels of bio-security and lower energy use.



## Micro Claimer Technology

### for Superior and Uniform Chick Quality

A high-quality, day-old chick that is optimally developed during incubation is the best guarantee for top performance on the production farm. Superior quality day-old chicks deliver better field performance in terms of better livability, and improved growth rates and breast meat yield at lower feed conversion ratios.

Producing perfect quality day-old chicks starts with understanding the basic needs of the embryo in terms of four key parameters: Oxygen, CO2 removal, water removal, and embryo temperature control. The incubator and hatcher create the incubation environment required by the embryo using the following:

- Air temperature.



- Air flow.
- Ventilation to supply O<sub>2</sub>, remove CO<sub>2</sub> and moisture.
- Relative humidity. Each of these parameters must be simultaneously controlled in order to deliver the environmental conditions necessary for optimal embryo development to each and every egg in the incubator.

## **Perfect temperature for each embryo and early hatched chick**

Incubating each embryo at the optimal temperature is the most crucial factor to achieve good embryo development and superior chick quality. The MICRO CLAIMER makes it possible to achieve this in each individual section of the incubator.

### **How does it work?**

- Radiators divide the incubator into sections.
- Each section is equipped with a temperature sensor.
- Sensor information is constantly sent to the MICRO CLAIMER Controller.
- The controller sends out a heating or cooling signal to each individual radiator.
- The radiator in each section is cooled or heated by water that runs through it.
- Modulating heating and cooling valves make it possible to fine-tune the temperature according to the needs of the embryos in each section.
- Pressure differentials move air through the perforated holes in the radiator.
- As the air moves through the radiator, it is conditioned to maintain the correct temperature for the embryos in that section. The MICRO CLAIMER constantly controls the temperature in an extremely fine-tuned way. This ensures a perfect



temperature for every single embryo in the setter and hatcher, and superior chick quality for our customers.

## Laminar Airflow Uniform Environmental Conditions

MICRO CLAIMER Setters and Hatchers are equipped with HatchTech's patented laminar airflow technology. The specially designed, perforated radiators create pressure differentials that distribute the air in a uniform flow of parallel air layers. The air speed is uniform throughout the egg mass – from top to bottom as well as from front to back. The airflow is precisely the same at every location within the machine.




### How does it work?

- The ventilator creates a pressure differential and moves air to the right side of the incubator.
- The air moves to the left side through small, perforated holes in each radiator. An equal amount of air flows through every perforated hole at an equal velocity.
- The air passes through the eggs in equal laminar layers, providing every embryo in the incubator the same perfect, uniform airflow and temperature. Laminar airflow ensures that the optimal temperature that the MICRO CLAIMER technology produces is homogenously delivered to every single egg. Such precision control of the temperature of each individual embryo translates into chick quality that is not only outstanding, but also highly uniform.

## Uniform Embryo Activator

One of the first and most important steps in the incubation process is the pre-heating of eggs from storage temperature to the optimal incubation temperature. With the Uniform Embryo Activator™, the complete pre-heating process conveniently takes place inside the incubator itself. The Uniform Embryo Activator™ gradually increases air temperature in incremental steps from the storage temperature to the ideal incubation temperature over a carefully fine-tuned time frame. The MICRO CLAIMER laminar airflow technology ensures that air is uniformly delivered to each and every egg. The Uniform Embryo Activator™ ensures a uniform activation of the development of the embryo's and a small hatching window at the end of the incubation cycle. What's more, a gradual, controlled pre-heating process also results in lower embryonic mortality and higher hatchability results.



## Gas-Sealed Incubation – Excellent Heat Transfer

In the first stage of incubation, relatively high humidity and a uniform temperature is required to transfer heat to the embryos. The quality of this humidity is of crucial importance; the smaller the moisture droplet size, the better and more uniform the total heat transfer capacity and distribution will be. In gas-sealed incubation, moisture that is lost from the eggs is retained inside the incubator. This moisture has a naturally small droplet size that creates the excellent heat transfer environment that is necessary for uniform and optimal, early embryonic development. The construction and design of the MICRO CLAIMER Setters and Hatchers ensures perfect gas-sealed incubation.

## Total O2 and CO2 Control

During the incubation process, the needs of the embryos change. In the first stage, the embryo's metabolism – and therefore O2 consumption and CO2 production – is low. No ventilation is necessary. Because of the gas-sealed environment, CO2 levels rise



faster. This is beneficial to early embryonic development since high CO<sub>2</sub> levels stimulate blood vessel development. In MICRO CLAIMER Setters and Hatchers, the timing and amount of fresh air that enters the machine is determined by the levels that are set for relative humidity and CO<sub>2</sub> concentration. When either of these levels rise above the maximum set point, the inlet and exhaust vents will gradually open and fresh air will enter the setter or hatcher. During the final phase of incubation, the embryo requires the most O<sub>2</sub> and is producing high levels of CO<sub>2</sub>. Ventilation is increased, which results in lower relative humidity levels. At this stage, laminar airflow, uniform cooling and high air velocity create the optimum late incubation environment, and provide the uniform cooling that embryos need.

## **U-Vaporator™ Perfect and Uniform Humidification**

After the first phase of the incubation process, ventilation is necessary to provide the embryos with sufficient O<sub>2</sub> and to remove CO<sub>2</sub> and moisture. During this time, it is necessary to maintain minimum relative humidity levels to ensure uniformity of the environment. If the amount of moisture being lost by the eggs is not enough to maintain the minimum relative humidity, the air must then be humidified. To achieve the best relative humidity during this phase, HatchTech has developed the U-Vaporator™, which automatically produces a remarkably fine vapor of water droplets just 1 micron in size



### **How does it work?**

- The ultrasonic technology in the U-Vaporator™ switches on the moment the sensor indicates that the relative humidity is too low.
- The ultrasonic elements produce small, rapid vibrations to create water droplets of 1 micron – 30 to 50 times smaller than traditional humidifiers.
- The vapor is uniformly transported throughout the incubator by HatchTech's patented laminar airflow technology. The U-Vaporator™ makes it possible to add moisture precisely when it's necessary during the second and third week of



incubation. The extremely fine droplet size ensures the uniform distribution of humidity necessary for a uniform incubation environment.

## **MICRO CLAIMER Controller Complete overview and total control**

The MICRO CLAIMER Controller gives you a complete overview and total control of the incubator environment. With a full-color, touch-screen interface and an easy-to-understand menu, it is extremely user-friendly for hatchery personnel.

The main menu screen displays at a glance all the important incubation parameters for each individual section:

- The actual and set-point temperatures.
- A red or blue bar shows if (and how much) each individual section in the HatchTech MICRO CLAIMER is cooling or heating.
- The actual and set-point values for CO<sub>2</sub> and humidity.
- If the U-Vaporator™ is running to increase the humidity level.
- The fan speed percentage, which is controlled by the HatchTech Eco Energy Drive™.
- The turning of each individual setter trolley.

The MICRO CLAIMER Controller provides power to and control over the ventilator, six temperature sensors (one per section), the CO<sub>2</sub> and humidity sensors, a back-up sensor, the inlet and exhaust vents, the individual trolleys (for egg turning) and the central M6-cooling and heating system. A red/green light on the outside of each controller clearly shows the machine status, on-, off-, or in alarm mode. HatchTech's in-house hatchery management consultants use the input from the HatchTech Research Department to develop standard incubation profiles. These profiles contain all the set points for each specific phase of the incubation process. Since all HatchTech MICRO CLAIMERs are linked to the corporate head office in Holland, we are able to provide you with real-time guidance and software updates at any time.

## Ultimate Machine Sanitation

In hatcheries, bacteria are becoming more and more resistant to standard disinfection chemicals. Ultimate Machine Sanitation™ uses heat disinfection in combination with a disinfectant to ensure all micro-organisms are killed during sanitation.

### How does it work?

- The UMS™ Program is activated via the MICRO CLAIMER Controller.
- The machine heats up to 120 °F to kill microorganism that are susceptible to temperature
- A disinfectant is used to kill the microorganisms that are resistant to heat.
- The laminar airflow spreads the disinfectant throughout the machine to effectively kill the micro-organisms.
- After the disinfection phase is completed, the program gradually decreases to operating temperature, and the machine stops automatically



Thanks to the combination of heat and chemical disinfection, UMS™ kills all the contaminants in the machine. What's more, the heat also completely dries the incubator, preventing the development of humid areas where bacteria can flourish. The result is a clean and dry incubator, ready for the next set.


## CyClean

Cross-contamination in hatcheries is often caused by contaminated fluff being discharged from the hatcher and reintroduced into the hatchery via the central ventilation system. The CyClean™ prevents this problem. It makes use of a proven cyclone concept to trap more than 95% of fluff from the air before it leaves the hatcher

How does it work?

- The CyClean™ is placed in the outgoing airflow of the hatcher.
- The air with fluff goes through the CyClean™.
- The CyClean™ separates the fluff from the air by way of spiral movements (cyclone concept).
- Fluff is collected in fluff bins at the bottom.
- Clean air leaves the hatcher.

The CyClean™ does more than just remove the fluff from the air before it leaves the hatcher, which reduces crosscontamination. It eliminates the need for a fluff room (plenum). This reduces the square meters of space that you need in the hatcher area by approximately 20%, which translates into other business benefits such as lower building, operational and labor costs.



## Energy Efficiency

### for Operational Sustainability

With energy prices still on the rise, energy efficiency is an important factor to consider when making decisions about a new hatchery. Lower energy consumption leads to significantly reduced operational costs.

The MICRO CLAIMER Setters and Hatcher offer a variety of features and components that not only substantially reduce your total business energy needs, but also make a positive contribution to sustainable poultry farming by reducing your CO2 emissions.

## High-Insulation Panels

HatchTech MICRO CLAIMERs are constructed of 60mm and 100mm-thick sandwich panels. The panels have a polyurethane core, which delivers an excellent insulation value - up to 70% higher than traditional Styrofoam. The combination of a gas-sealed machine design and the high



thermal conductivity ratios of the panels minimize energy loss during operation, which reduces energy costs.

## Direct-Drive Ventilators

The direct-drive motors that power the ventilators operate with minimum vibration and almost zero friction, which lowers the energy consumption.



## Eco Energy Drive™

The HatchTech Eco Energy Drive™ is a standard feature on MICRO CLAIMER Setters. This technology monitors the environmental conditions and adapts the fan speed to the real-time needs of the developing embryos. This means that the fan does not operate at full speed unless it's actually necessary, both maintenance and energy costs are minimized.



## PID Control and Modulating Valves

The HatchTech MICRO CLAIMER incorporates PID controls, which accurately predict heating and cooling requirements for each specific section of the MICRO CLAIMER. The MICRO CLAIMER also has modulating cold and hot water valves that are continually opening and closing to prevent expensive cooling or heating overshoots.



## Efficient Cooling and Heating

Air cooling and heating in the MICRO CLAIMERs is accomplished by radiators. The radiators are made out of strong anodized aluminum. The temperature of the water that is running through them is rapidly transferred to the air as it passes over the radiator. The generous cooling and heating surface area of the 6 radiators – by far the largest in the industry – reduces heat-up time and ensures effective heat transfer to the air.





## OUR VALUED CUSTOMERS



**IndianOil**




आरोग्यम् सुख सम्पदा



भारतीय मानक ब्यूरो  
**Bureau of Indian Standards**  
 The National Standards Body of India











सत्यमेव जयते

**MINISTRY OF CONSUMER  
AFFAIRS, FOOD AND  
PUBLIC DISTRIBUTION**

रक्षा मंत्रालय  
**MINISTRY OF  
DEFENCE**  
भारत सरकार



सत्यमेव जयते

रक्षा उत्पादन विभाग  
**DEPARTMENT OF  
DEFENCE PRODUCTION**  
**GOVERNMENT OF INDIA**



**ORDNANCE FACTORY BOARD**

MINISTRY OF DEFENCE, GOI



**एन एस आई सी**  
**NSIC**  
ISO 9001 : 2008



**BHARAT DYNAMICS LTD.**  
(A Govt. of India Enterprise)



  
**Indian Institute of  
Chemical Biology**  
a unit of C.S.I.R.

आयुध निर्माणी, कानपुर  
ORDNANCE FACTORY, KANPUR



**International Centre  
for Automotive Technology, Manesar**



सत्यमेव जयते

Department of Animal Husbandry,  
Dairying & Fisheries



*Napino Auto & Electronics Ltd.*


**Cutwell Abrasives Pvt Ltd**  
 ISO 9001 - Certified Superior in Performance

**RICO**  
 RICO AUTO INDUSTRIES LIMITED

**senior**  
 Flexonics

talbro  
 Automotive Components

  
 Future Market Insights

**JBM** Group  
 Our milestones are touchstones

**SOMIC ZF**  
 SOMIC ZF Components Pvt. Ltd.

**Genus**  
 energizing lives

**Continental**  
 The Future in Motion

  
 Saxon Fluid Sealing Devices

  
 AMTEK

  
 KIRAN UDYOD PVT. LIMITED

TOGETHER WE EXCEL  
  
 MHMC

**MUNJAL**  
**KIRIU**

*Napino*

**JABIL**


**DYNAMIC ENVIRONMENTAL**  
 SOLUTIONS PVT. LTD.

